


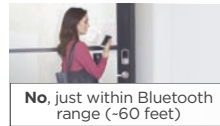
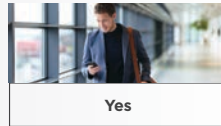
# Kwikset

## WHICH ELECTRONIC LOCK IS RIGHT FOR YOU?

DO YOU WISH TO MONITOR AND CONTROL YOUR LOCK FROM YOUR SMART PHONE?



DO YOU NEED TO BE ABLE TO LOCK & UNLOCK FROM ANYWHERE?




FOLLOW THESE 3 STEPS:

1. CHOOSE AN INTERFACE


2. CHOOSE YOUR LOCK

3. CONNECT A SMARTHUB TO YOUR HOME'S INTERNET (SOLD SEPARATELY)





Use your existing exterior deadbolt to convert your lock into a smart lock\*

\*Kwikset Convert includes interior only



Installs on interior only to make your existing lock smart\*




Zigbee or Z-Wave Hub

If you choose a Zigbee lock, make sure your hub speaks Zigbee. If you choose a Z-Wave lock, make sure your hub speaks Z-Wave.

POPULAR SMART HUBS:

SmartThings (Zigbee & Z-Wave)    amazon echo (Zigbee)

wink (Zigbee & Z-Wave)    ring (Z-Wave)



CHOOSE YOUR LOCK

- OBSIDIAN
- SMARTCODE 915
- SMARTCODE 913
- SMARTCODE 917
- SMARTCODE 909
- MODEL 905
- POWERBOLT 2
- SMARTCODE 955

CHOOSE YOUR LOCK

- KEVO
- PREMIS
- KEVO CONVERT
- AURA

Installs on interior only to make your existing lock smart

### WHAT IS A SMART HUB?

A Smart Hub is a small device you'll connect to your home's internet. It allows you to control compatible smart devices from anywhere using an app on your phone.

